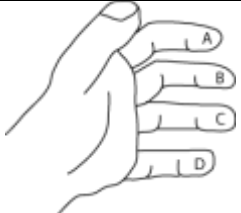
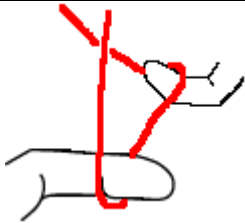
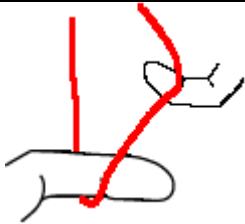



INTERMEDIATE FINGERLOOP BRAIDING: WORKING WITH 7 BOWS

JEANNE DE ROBIN

REVIEW OF TERMS

A B C D		The fingers of your hand are labelled A through D, with A being the index finger and D the little finger.
Reversed		The bow is picked up from behind the bottom strand so the loop is twisted.
Unreversed		The bow is picked up from the front so that the loop remains untwisted
Top and Bottom		Two bows on one finger: The bow closest the base of the finger is the bottom bow, the one closest to the tip is the top bow
Lower bows	Starting from the lowest finger (usually b or c) each bow is moved down one finger (ex. c to d, b to c, a to b) with the loops remaining untwisted.	
Raise bows	Starting from the highest finger (usually b) each bow is moved up one finger (b to a, c to b, d to c), with the loops remaining untwisted.	
Turn bow	Take the bow off the finger, twist it one full turn and place it back on the same finger.	
Reverse bow	Take the bow off the finger, twist it one half turn and place it back on the same finger.	
Departed	Each bow is made of 2 different colours so that the top of the loop is one colour and the bottom is another.	

BRAID PATTERNS

HOLLOW LACE OF 7 BOWS

Place 1 bow each of one colour on BC right. Place 2 bows each of another colour on AB left and 1 bow on C left.

1. A right through BC right take top B left reversed
2. B right take top A left unreversed
3. A right through top B right take C left unreversed
4. Lower left bows
5. A left through BC left take top B right reversed
6. B left take top A right unreversed
7. A left through top B left take C right unreversed
8. Lower right bows

BROAD LACE OF 7 BOWS

Place 1 bow each on BC right. Place 2 bows each of another colour on AB left and 1 bow on C left.

1. A right through BC right take top B left reversed
2. B right take top A left unreversed
3. A right through top B right take C left unreversed
4. Lower left bows
5. A left through BC left take top B right unreversed
6. B left take A right unreversed
7. A left through top B left take C right unreversed
8. Lower right bow

ROUND LACE PART I

Place 1 departed bow on each of BC right and C left. Place 2 departed bows on each of AB left. The same colour is on top of all bows.

1. A right through BC right take top B left reversed
2. B right take top A left unreversed
3. A right through top B right take C left unreversed
4. Turn left bows
5. Lower left bows
6. A left through BC left take top B right reversed
7. B left take A right unreversed
8. A left through top B left take C right unreversed
9. Turn right bows
10. Lower right bows

BROAD LACE PART I

Place 1 departed bow on each of BC right and C left. Place 2 departed bows on each of AB left. The same colour is on top of all bows.

1. A right through BC right take top B left unreversed
2. B right take top A left unreversed
3. A right through top B right take C left unreversed
4. Lower left bows
5. A left through BC left take top B right unreversed
6. B left take A right unreversed
7. A left through top B left take C right unreversed
8. Turn right bows
9. Lower right bows

LACE COW DE RACE

Set 7 departed bows on ABCD left and BCD right with the same colour up on all bows. Fix the end to a swivel.

1. A right through B right from within outwards and under all other bows to take A left reversed
2. Raise left bows
3. D left take D right unreversed
4. Lower right bows

FURTHER RESOURCES

<http://wirenstring.no-ip.info/fingerloop/> My website with the complete transcriptions of the Tollemache and Harley 2320 manuscripts. Most one person braids have modern instructions.

<http://fingerloop.org/> Mistress Rhiannon's & Mistress Azza's website. Detailed instructions including video, braid patterns, transcriptions of 17th c braiding manuscripts.

<http://www.bumply.com/Medieval/braiding01.html> Analysis of the 24 braids found in the London excavations

Crowfoot, E., F. Pritchard and K. Staniland. 1992. Medieval finds from excavations in London: 4. Textiles and clothing c.1150-c.1450. HMSO, London.

Egan, Geoff and Frances Pritchard. 1991. Dress Accessories 1150-1450. Medieval Finds from Excavations at London: 3. HMSO, London.

Griffiths, Jeremy. 2001. The Tollemache Book of Secrets. The Roxburghe Club, London.

Stanley, E.G. 1974. Directions for making many sorts of laces. Pp. 89-103 in: Rowland, Beryl (ed.). Chaucer and Middle English Studies. Kent State University Press.